






A unique feature of all AVI video adapters is their ability to fit most video cameras and most surgical microscope mounts, such as **LEICA** , **ZEISS**, **MÖLLER**, **Topcon** and **HAAG STREIT**.



Three models of AVI adapters are available:

- **AVI-50** full featured with Micro Focus, Micro X-Y and Micro Zoom;
- **AVI 3W- 3Z X-Y** with Micro Focus, Micro X-Y and FIXED focal length;
- **AVI 3W- 3Z** with Micro Focus and FIXED focal length (no X-Y);

catalog name	specification	compatibility
 <p>AVI-50</p>	<p>Micro Focus; Micro XY</p> <p>Micro Zoom: 60mm to 120mm or 45mm to 90 mm</p> <p>Manual Iris</p>	<p>Microscopes: LEICA M-690 LEICA M-500 LEICA M-841 ZEISS all models MÖLLER TOPCON TEKAGI</p> <p>Slit Lamps: ZEISS all models HAAG STREIT 900 BQ TOPCON TEKAGI</p> <p>Note: All video adapters require a beam splitter on the slit lamp.</p> <p>Camera Mounts: Standard "C" and special "C" mount. Sony, JVC & Panasonic Bayonet mounts;</p> <p>Cameras: Most Analog and digital Medical cameras;</p> <p>CCD size: 2/3" diagonal 1/2" 1/3" 1/4" 1-CCD and 3- CCD image sensors;</p>
 <p>AVI 3W-3Z X-Y</p>	<p>Micro Focus; Micro XY</p> <p>Pre set focal length from. 45mm - 120 mm</p> <p>Manual Iris</p>	
 <p>AVI 3W-3Z</p>	<p>Micro Focus;</p> <p>Pre set focal length. 45mm - 120 mm</p> <p>Manual Iris</p>	

The AVI Adapters are designed with interchangeable mounts, therefore **there is no need to change the adapter when changing a microscope or a video camera**, simply order the new microscope or video camera mounts and exchange with the existing mounts.

Same adapter can be used in the operating and on the slit lamp.

AVI adapters are compatible with most "C" & Bayonet mount cameras.

Wide range of applications includes:

- Viewing live surgery for the OR staff;
- Education/ Video documentation / Research;
- Ideal for live microsurgery seminars and teleconferencing;

